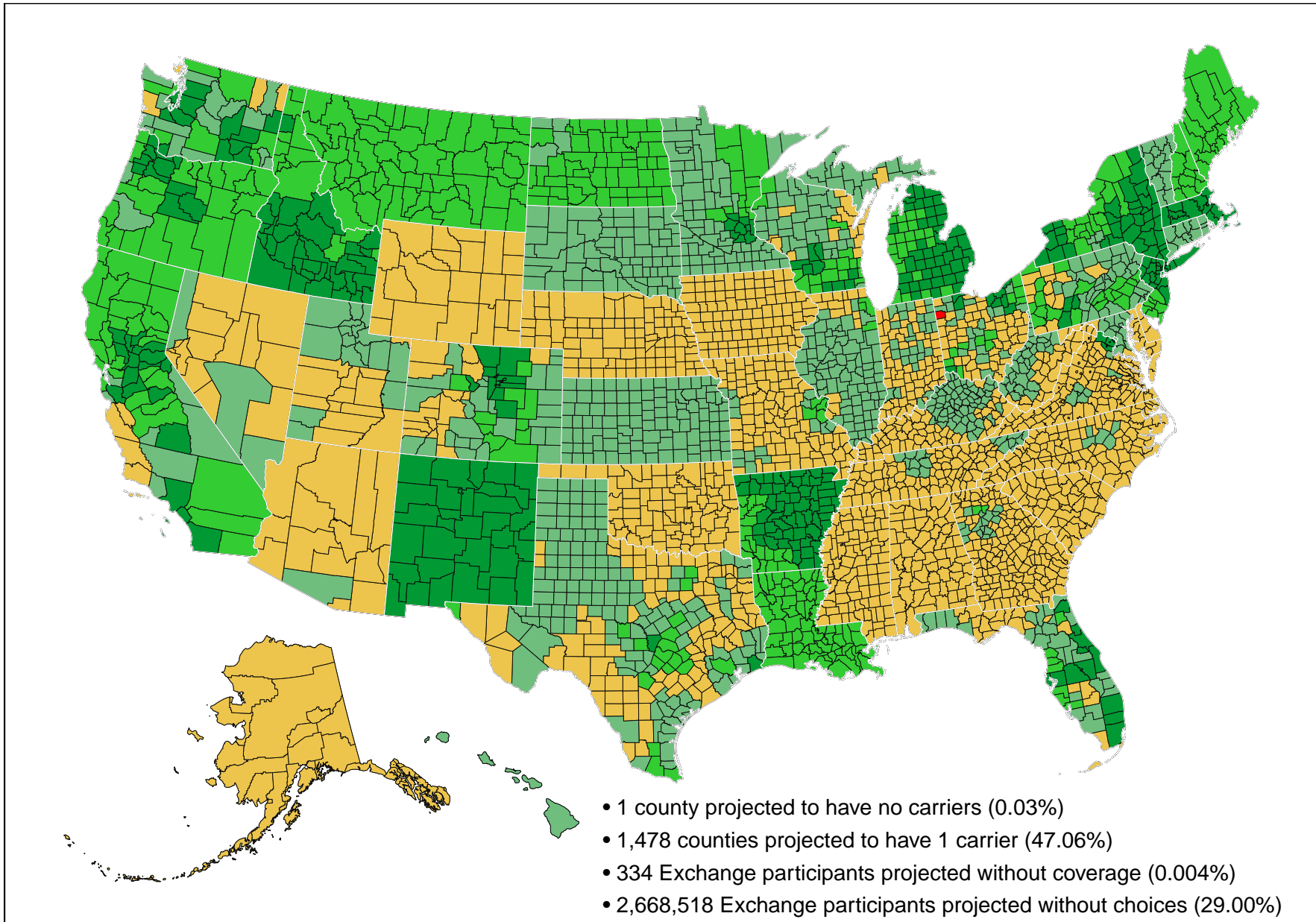







County by County Analysis of Current Projected Insurer Participation in Health Insurance Exchanges



Exchange Carrier Number

	0 Carriers (1 County)		1 Carrier		2 Carriers		3 Carriers		> 3 Carriers
---	--------------------------	---	-----------	---	------------	---	------------	---	--------------

- All State Exchange data is self-reported from the Exchanges to CMS (CA, CO, CT, DC, ID, MA, MD, MN, NY, RI, VT, WA).
- All data reflected on this map is point in time as of 8/23/2017 and is expected to fluctuate.
- This map represents continued 2017 county-level participation in 2018 unless a carrier has publicly announced otherwise.
- Enrollment numbers reflected are plan selections as of the end of Open Enrollment, January 31, 2017, and do not include enrollment in single carrier counties for State-Based Exchanges.